

The Seller's Market Continues to Exceed Everyone's Wildest Expectations

In my Feb. 4th column, I wrote about our seller's market and included a graph similar to the one at right, except that it included all price ranges — and those two

REAL ESTATE TODAY



By **JIM SMITH**, Realtor®

lines showing active listings and sold listings didn't cross. The chart at right, however, is limited to the hottest part of our market — those homes listed and sold in the City & County of Denver under \$300,000. Homes in this price range are going under contract the quickest. The median days on market this January was one-seventh what it was five years ago (11 vs. 77). The median days on market last July was almost one-tenth of what it was five years earlier (5 vs. 47). The median days on market this February was one-ninth what it was five years ago — just 7 days vs. 64 days.

What's fascinating to me is that, starting in February 2014, those two lines crossed — the number of sold listings under \$300,000 exceeded the number of active listings and has stayed higher mostly since. You might wonder how can that be, and how long can that continue?

Look at the downward trend of active listings since January 2011 when they numbered 5,416. This January, the number of active listings had dropped by 95%, and as I write this column on March 14, there are only 176 active Denver County listings under \$300,000, but there have already been 196 closings under \$300,000 during the first 14 days of March. There are 667 Denver County listings in that price range that are currently under contract!

How can that be? The answer is that there have been 256 new listings under \$300,000 during those first 14 days of March, but during that same period, 156 of those went under contract — and 8 have already closed.

That's how those lines are able to cross — enough new listings are added each month and enough of them sell immediately that, combined with previous listings, the month can end with more sold listings than active listings.

How much longer can this go on? It's hard to say, but the typical listing under \$300,000 is attracting 20 offers, which means there are 19 buyers who lose out and must compete for the next listing that comes along. It will take a long, long time for those 19 buyers (plus the ones who

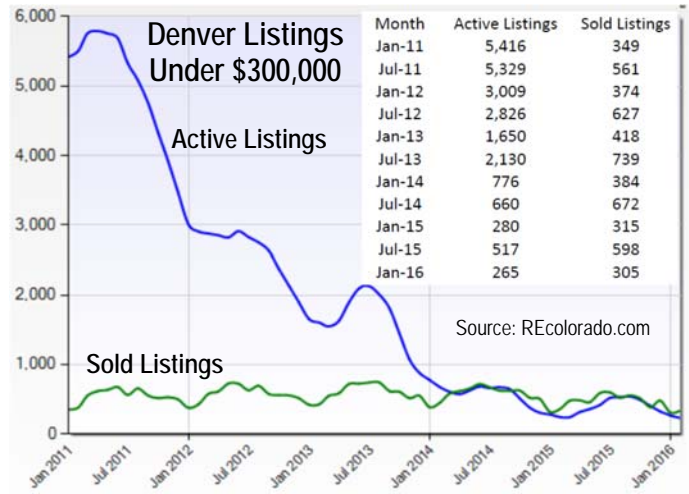
didn't even submit a contract) to be satisfied. And the situation is getting worse each month, not better.

It seems to me that, because of all those unsatisfied buyers and a steady decline in the number of new listings, the situation cannot improve anytime soon.

Brokers have been complaining for three or more years about reduced inventory, but the present situation was probably inconceivable to those same brokers (including me) three years ago. Looking at that chart, it's hard to imagine that the green and blue lines could continue their downward trend. They are already approaching zero!

Although the seller's market is most extreme in the under-\$300,000 price range, it is still strong in the higher price ranges — when homes are priced right. Last week I featured two new listings in this space that were above that price range — one for \$385,000 and another for \$415,000. The first one attracted 7 offers within three days and went under contract by Sunday for \$30,000 over listing price. The second listing attracted 11 offers and went under contract in the same time frame for almost \$40,000 over listing price.

Both sellers were grateful they had someone like myself to negotiate that flood of offers, keeping them all straight and making sure that each bidder did not feel ignored. I created an Excel spreadsheet of the offers for each home so the seller could compare not only the price but the other elements of each offer and so I myself could make good recommendations. It also allowed me to keep



each buyer's agent informed about where they stood so their client could, if necessary and desired, improve their offer. I was gratified that several of the agents whose buyers lost out complimented me for my professionalism in handling the multiple offers. None felt blindsided.


The experience reinforced a simple lesson which I have shared before — that when it's this easy to sell a home, the last thing you want to do is try "for sale by owner." You really need a professional such as myself or one of our broker associates to manage the process. Either of my sellers would have been completely out of their depth trying to juggle that many offers and negotiate simultaneously with that many buyers and their agents.

If you missed my Feb. 18th column advising sellers and buyers on how to navigate these troubled waters, you can read it online at www.JimSmithColumns.com.

Prior Columns You Might Like to Read:

Find these earlier columns at www.JimSmithColumns.com:

- ◆ Why we advocate and believe in a values-based real estate practice (11/5/15)
- ◆ Everyone has a friend or relative in real estate, but should you use him/her? (9/10/15)
- ◆ A familiar challenge: Mom & Dad need to go into assisted living (7/30/15)
- ◆ Realtor association says "marginal agents" threaten the real estate industry (6/18/15)
- ◆ A seller's market is the worst time to try "for sale by owner" (4/2/15)
- ◆ Fifty Shades of Green: Big and small ways to make your home more "green" (2/12/15)



LEAGUE OF WOMEN VOTERS®
OF JEFFERSON COUNTY, CO


CLIMATE CHANGE - ADDRESSING THE CHALLENGES

Panel Discussion

FREE AND OPEN TO THE PUBLIC

Tuesday, March 22nd, 2016
7pm to 9pm

Shepherd of the Hills Presbyterian Church
11500 West 20th Ave, Lakewood 80215
(20th Ave & Simms St)





All Agents Are Certified EcoBrokers®

Jim Smith
Broker/Owner

Golden Real Estate, Inc.

DIRECT: 303-525-1851
EMAIL: Jim@GoldenRealEstate.com
17695 South Golden Road, Golden 80401
WEBSITE: www.GoldenRealEstate.com

 Like us on Facebook at www.Facebook.com/GoldenRealEstate1